



MDGs LOCALIZATION IN SUKABUMI MUNICIPALITY


C2C COOPERATION PROJECT ON MAKING MDGs WORK IN ASIA CITIES
Sukabumi City (Indonesia) and Calbayog City (Philippines)



SUKABUMI CITY in GUINNES BOOK OF RECORD CHALLENGE STAND UP FOR MDGs 16 OCTOBER 2006



Localising The MDGs in Sukabumi City



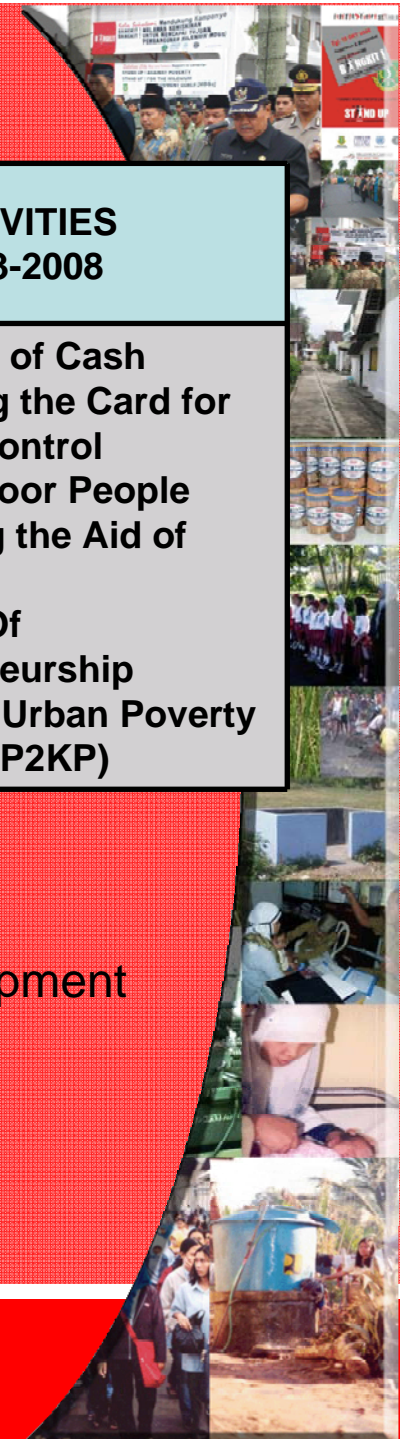
Goals 1 : ERADICATE EXTREME **POVERTY** AND HUNGER

INDICATOR	YEAR 2000	YEAR 2008	MDGs TARGET 2015	ACTIVITIES 2003-2008
Population below poverty line (%) of total population	13,11 %	9,78 %	7,09 %	<ol style="list-style-type: none"> 1. Direct Aid of Cash 2. Promoting the Card for Poverty Control 3. Rice for Poor People 4. Providing the Aid of Capital 5. Training Of Entrepreneurship 6. Eradicate Urban Poverty Program (P2KP)

Need to improve by optimalization of participation and cooperation stakeholders through putting aside on poor people in term of development process.



Localising The MDGs in Sukabumi City



Goals 2 : ACHIEVE UNIVERSAL PRIMARY EDUCATION

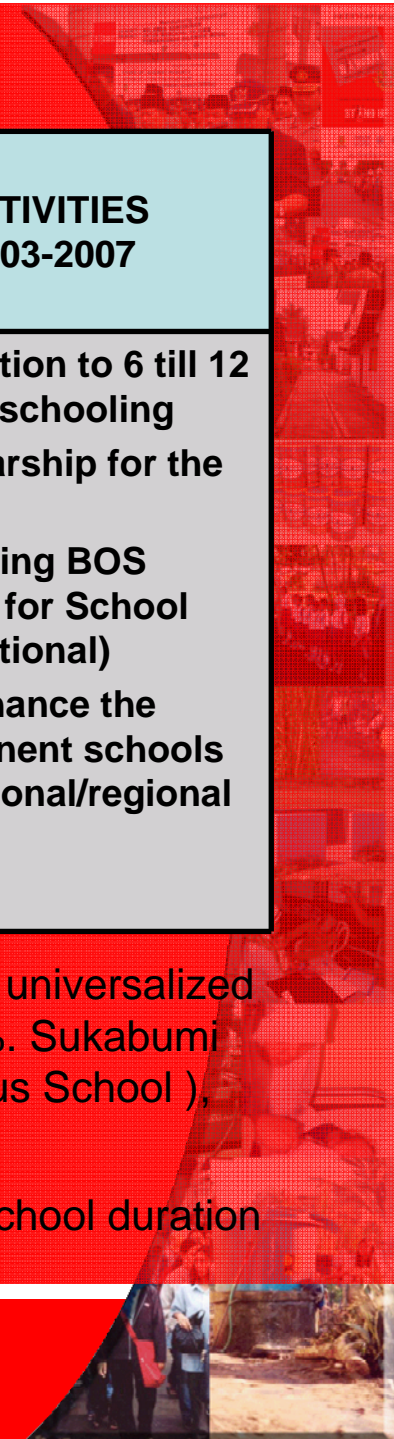
INDICATOR	YEAR 2000	YEAR 2008	MDGs TARGET 2015	ACTIVITIES 2003-2007
Proportion of the kids at the primary school age that completed the primary schooling	89,34 %	96,40 %	100 %	<ol style="list-style-type: none"> 1. Obligation to 6 till 12 years schooling 2. Scholarship for the poor 3. Providing BOS (Fund for School Operational) 4. To enhance the prominent schools in national/regional level
Proportion of the kids at the primary school age that completed the secondary schooling	36,55 %	89, 44 %	100 %	

In the City of Sukabumi, The Primary School (6 year) and its level has been universalized with the achievement of Rough Participatory Rate (RPR) is more than 100%. Sukabumi surprisingly reaches the Basic Education (Elementary / Elementary Religious School), Secondary and Secondary Religious School).

The target improvement is consequently directed to achieve the average of school duration of 12 year more exceeding **Wajardik** (Compulsion to Study)



Localising The MDGs in Sukabumi City



Goals 3 : PROMOTE GERDER EQUITY AND EMPOWER WOMEN

INDICATOR	YEAR 2000	YEAR 2008	MDGs TARGET 2015	ACTIVITIES 2003-2007
Ratio of girls to boys in primary education	102%	115,58 %	100%	<ol style="list-style-type: none"> 1. Obligation to 6 until 12 years schooling 2. Scholarship for the poor 3. Providing BOS (Fund for School Operational) 4. Free of Charge for Primary school 5. Socialization on Gender equity
Ratio of girls to boys in secondary education	107%	119,29%	100 %	
Literacy Ration of women	91,16%	99,06%	100 %	

The City of Sukabumi has totally reached the outstanding target in the level of gender equality in the sector of education.

The Ratio of Rough Participatory Rate (RPR) between girls and boys as of 109.53 in 2008 indicates that the participation of girls is better than boys.



Localising The MDGs in Sukabumi City



Goals 4 : REDUCE CHILD MORTALITY

INDICATOR	YEAR 2000	YEAR 2008	MDGs TARGET 2015	ACTIVITIES 2003-2007
Reduce by two-third the under-five mortality rate, between 1990 and 2015,	20,7	6,04	6,9	<ol style="list-style-type: none"> 1. Promoting The alert Sub-District 2. To Train the Paraji and Midwife 3. Providing health insurance system

In Sukabumi City The BMR has actually met the target stipulated in WSC / World Summit for Children as of 65 per 1000 life birth.



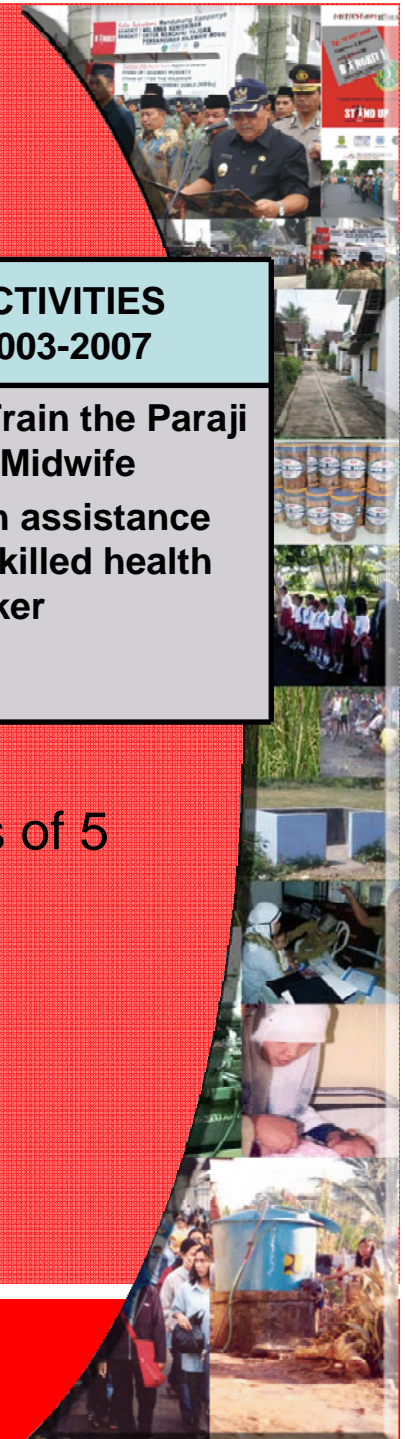
Localising The MDGs in Sukabumi City



Goals 5 : IMPROVE MATERNAL HEALTH

INDICATOR	YEAR 2000	YEAR 2008	MDGs TARGET	ACTIVITIES 2003-2007
Reduce by three quarters the maternal mortality ratio, between 1990 and 2015,	108	69,67	81	<ol style="list-style-type: none"> 1. To Train the Paraji and Midwife 2. Birth assistance by skilled health worker

The Mother Mortality Rate (BMR) indicates fluctuation trends of 5 persons in 2000, grew up of 11 persons in 2006 and finally decreased of 4 persons.



Goals 6 :COMBAT HIV/AIDS, MALARIA AND OTHER DISEASES

INDICATOR	YEAR 2000	YEAR 2008	MDGs TARGET	ACTIVITIES 2003-2007
Have halted by 2015 and begun to reverse the spread of HIV/AIDS.	3	120	0	1. Socialization to one who is high risk and non risk hit by HIV AIDS
Have halted by 2015 and begun to reverse the incidence of Tuberculosis	93	281	0	2. Handling with DOTS strategy. 3. Preventing the spread of HIV / AIDS

On the basis of the data in The Health Department of Sukabumi City, the detection of HIV AIDS commenced in the year of 2000 with 3 cases.

In 2000-2008 it tended to significantly increase as of 92 HIV cases and 48 AIDS cases. The spread pattern generally was through narcotic injection of 85%, heterosexual intercourse of 3.3% and others of 11.7%



Localising The MDGs in Sukabumi City



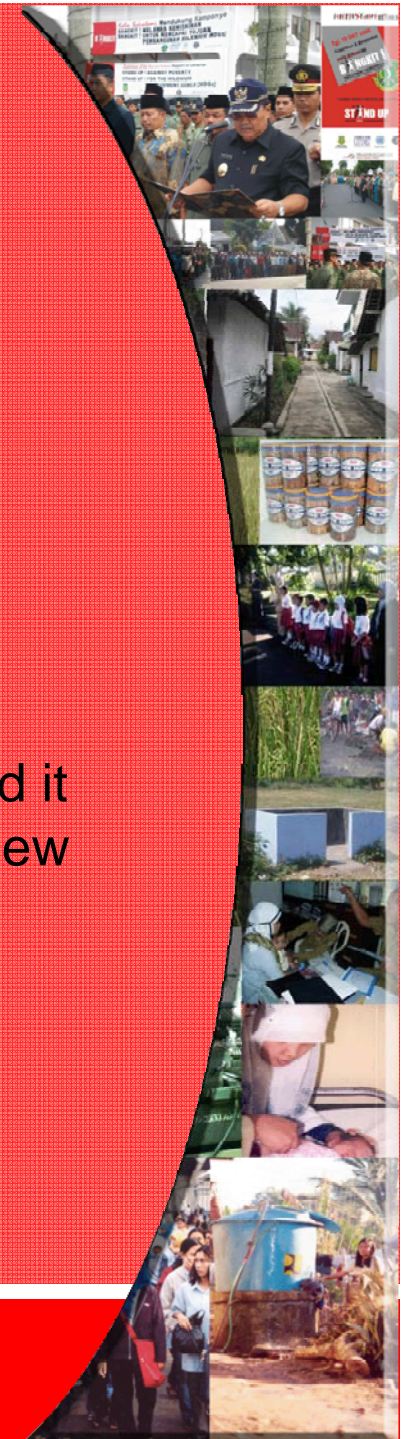
Malaria

Sukabumi City is not in category of swamp area, it, thus, holds small risk in the contamination of malaria case.

Sukabumi only reported 1 case in 1998 that caused the death and 2 cases in 2005.

Tuberculoses (TB)

The Tuberculoses was reported in 1999 as of 93 cases, and it tended to raise up to 318 cases in 2008. The raise of the new cases was due to the findings of TBC in Sukabumi City.

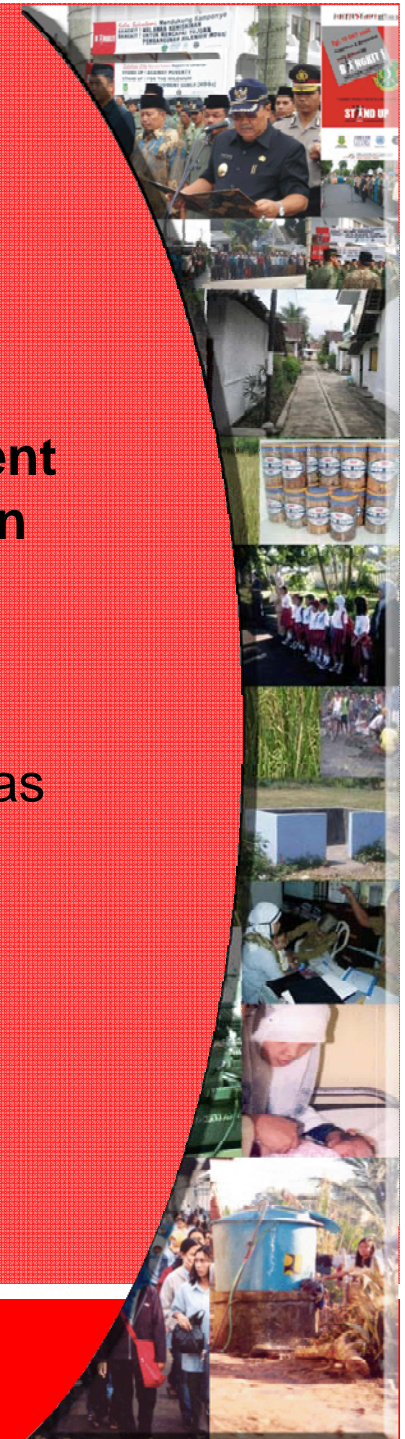


Goals 7 : ENSURE ENVIRONMENTAL SUSTAINABLE

Target 9

To integrate the principles of sustainable development with the national policies and programs and to regain the lost environmental resources

Up to 2008, Sukabumi City does not yet have adequate preservation area due to the limitation of its areas that has to be taken into account.



Goals 7 : ENSURE ENVIRONMENTAL SUSTAINABLE

INDICATOR	YEAR 2000	YEAR 2008	MDGs TARGET	ACTIVITIES 2003-2007
Proportion of people without sustainable access to safe drinking water.	68%	75%	34%	<ol style="list-style-type: none"> 1. Improve and add the network of Urban Water Supply (PDAM) 2. Neighbourhood Upgrading Sub of Shelter Project (NUSSP) 3. SANIMAS (Community Based Sanitary) 4. Recycling (indus) 5. Rehabilitation for Critical Land (GNRLK / GNRHL) 6. Clean River Program (PROKASIH).
Proportion of people without sustainable access to sanitation urban	62%	47%	31%	

On the basis of the definition of drinking water from the water spring through pipelines, the access of the water in Sukabumi City in 1990 just reached 40,07 % . It indicated that 59,93 % was not yet served by the pipeline water.



Localising The MDGs in Sukabumi City



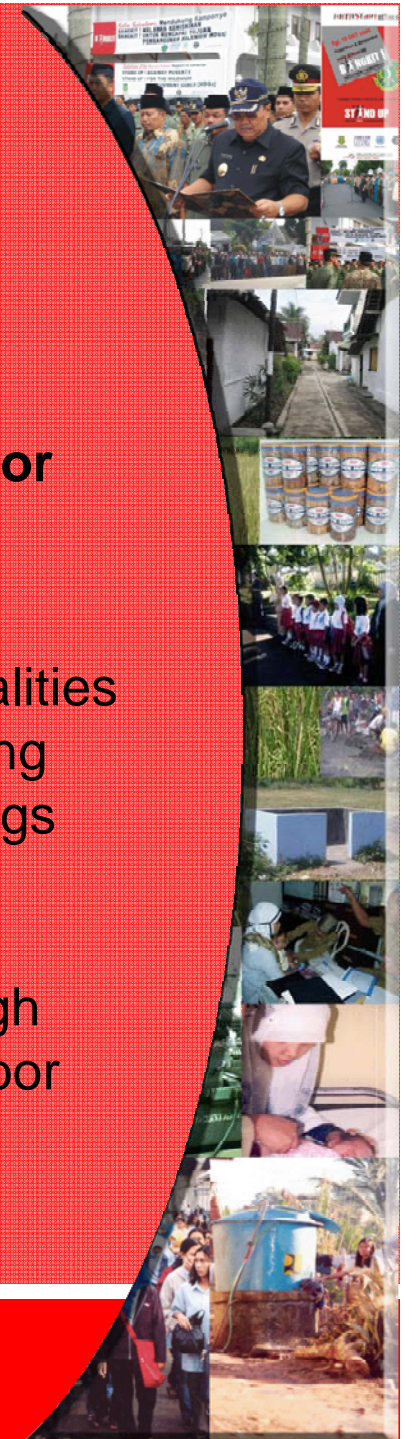
Goals 7 : ENSURE ENVIRONMENTAL SUSTAINABLE

Target 11

To reach the useful improvement in the life of the poor people in slum settlement in 2020

On the basis of the survey result of Sub District Potentialities of Sukabumi City in 2008, it indicated 1,124 families living in slum settlement. There are approximately 893 buildings spreading in 42 locations.

It indicates that Sukabumi City government has the tough assignment to reach the target in the problem of the poor people in slum areas.



Goals 8 : DEVELOP A GLOBAL PARTNERSHIP FOR DEVELOPMENT

Some activities ;

1. Sister City with Metro Lampung
2. Coordinating Citynet Indonesia
3. C2C Cooperation Project with Calbayog City
4. Develop the partnership forum with surrounding areas.





TERIMA KASIH
THANK YOU

